



Aplicaciones-Applications

Diseñada para carpinterías de apertura interior y exterior, contraventanas o mallorquinas de series tradicionales y de cámara europea.

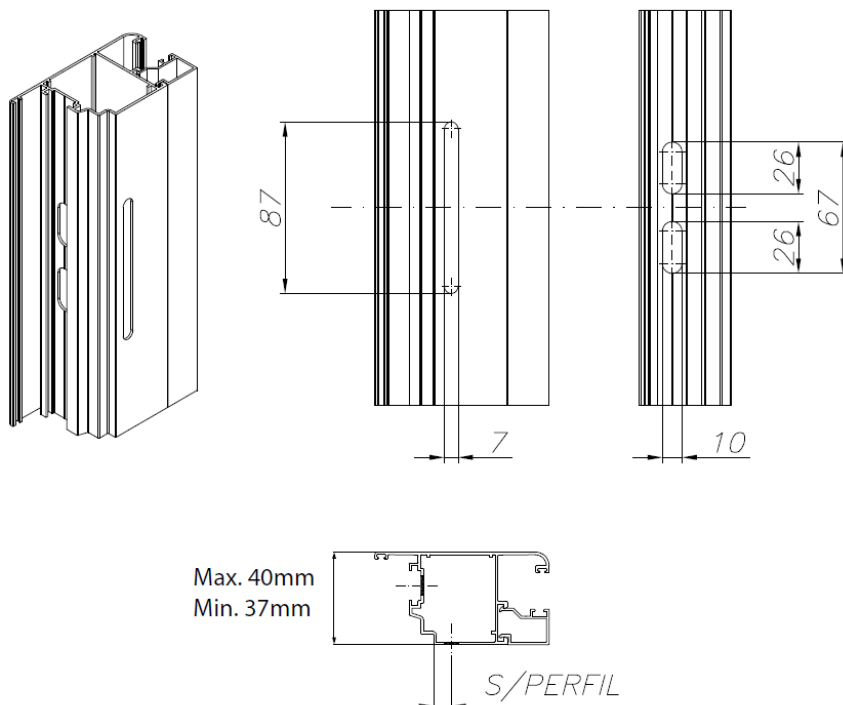
This cremone has been designed for inward or outward opening carpentries, for shutters, and for storm doors or windows. Adjustable to traditional and Euro Groove series.

Características-Features

Apertura de derecha o izquierda. Fijación al perfil mediante tornillos autotaladrantes exteriores. Aplicable en perfiles de ancho 37-40 mm.

Can be used for right or left openings. Fixed with external screws. Suitable for profiles of 37-40 mm width.

Mecanizado-Milling



Código

CR0115A Cremona Apertura Exterior con tapones 37-40 mm

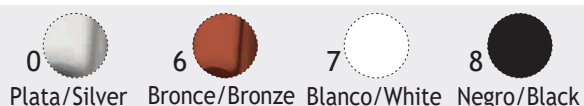
Componentes - Components

Carcasa / casing	Zamak - zinc alloy
Manilla / handle	Aluminium
2 Cremalleras-palas 2 rack-shovel	acero zincado - galvanised
2 Tornillos / screws	acero zincado - galvanised
Tapas cremone	Resina

Embalaje - Packaging

Pack 10 un. 240X190X105 cms. 3,5 kgs.


Acabados/colores-Finishing-Colours



LACADOS



ELECTROLÍTICOS



PVD

